



Lowest Operating Cost Solution

In today's economy, good business means making your money go a long way. This is why we are committed to:

- Design and manufacture the most durable and reliable products available
- Offer our high-performance products at affordable prices
- Provide a full product line-up to optimize your productivity
- Maximize product availability to reduce downtime
- Give the best technical support and service in the industry

Find out more at camoplastsolideal.com or contact your authorized distributor.



CONSTRUCTION
RUBBER TRACKS



AGRICULTURAL
RUBBER TRACKS



SNOWMOBILE
RUBBER TRACKS



ATV / UTV
RUBBER TRACK SYSTEMS



CONSTRUCTION
TIRES



CONSTRUCTION
WHEELS



MATERIAL HANDLING
TIRES



MATERIAL HANDLING
WHEELS



Authorized distributor:



solideal
HI-PERFORMANCE TIRES



SKID STEER
LOADERS



BACKHOE
LOADERS



WHEEL
EXCAVATORS



TELEHANDLERS



COMPACT
WHEEL LOADERS



WHEEL
LOADERS



ARTICULATED
DUMP TRUCKS



MOTOR
GRADERS



COMPACTORS



MINI-
DUMPERS



TRUCK-MOUNTED
FORKLIFTS

CONSTRUCTION TIRES & WHEELS



Lower your cost of operation



The tire specialist
for compact construction
equipment

- ✓ Skid steer loader
- ✓ Backhoe loader
- ✓ Wheel excavator
- ✓ Telehandler
- ✓ Compact wheel loader
- ✓ Wheel loader
- ✓ Articulated dump truck
- ✓ Motor grader
- ✓ Compactor
- ✓ Mini-dumper
- ✓ Truck mounted forklift

And wheels

- ✓ Multipiece
- ✓ Tubeless

camoplastsolideal.com



WITH INDUSTRY-LEADING DURABILITY, RELIABILITY AND PERFORMANCE:

- Superior puncture resistance
- Design innovation
- Reduced downtime
- Optimal traction
- Extended life
- Guaranteed free of defects in workmanship and material

Advanced engineering

- ✓ Extra-wide sidewall
- ✓ Self-cleaning tread pattern
- ✓ Deep tread depth
- ✓ Robust carcass
- ✓ Cut and wear resistant rubber compounds
- ✓ Optimized lug-to-void ratio

A name you can count on

- ✓ Leading tire and wheel manufacturer
- ✓ Global supplier to major OEMs
- ✓ Local technical teams throughout Europe, North America, Asia and Australia
- ✓ More than 30 million tires made

RUBBERPRO ADVANCED COMPOUND EXPERTISE



Based in the heart of the world's largest rubber production region, our team of dedicated R&D experts ensures that all our tires are made with tough, anti-abrasion, tear-resistant rubber compounds that can handle the most severe job conditions and provide ultimate durability.

SKID STEER LOADER



SOLIDEAL HAULER Series


Solideal Hauler premium tires are designed to be the toughest and most durable tires on the job site. They will outlast any other tires in the category and lower your cost of operation.

SOLIDEAL Hauler SKS

UP TO 25% MORE LIFE THAN THE COMPETITION



STEP-DOWN TREAD DESIGN
Improves traction and stone ejection



WIDE SIDEWALL
Provides best side impact resistance
• 3X more rubber than standard SKS tires

Off-Road On-Road


PERFORMANCE	
Puncture resistance	■■■■■■■■■■
Driving comfort	■■■■■■■■■■
Self cleanout	■■■■■■■■■■
Sidewall protection	■■■■■■■■■■
Rim protection	■■■■■■■■■■

SOLIDEAL Hauler SKZ

BEST BALANCE ON EVERY SURFACE



NON DIRECTIONAL EXTRA DEEP TREAD
Improves tread life and puncture resistance
• Perfect tread-to-void ratio for optimal durability and traction



WIDE SIDEWALL
Provides superior side impact resistance
• 2-3X more rubber than standard SKS tires

Off-Road On-Road

PERFORMANCE	
Puncture resistance	■■■■■■■■■■
Driving comfort	■■■■■■■■■■
Self cleanout	■■■■■■■■■■
Sidewall protection	■■■■■■■■■■
Rim protection	■■■■■■■■■■

SOLIDEAL Hauler XD44 (L5)

EXTREME-DUTY AND ULTIMATE DURABILITY

L5 TREAD DEPTH
3X more life than standard tires

80% LUG-TO-VOID RATIO
Increases on-road performance and longevity

Off-Road On-Road

PERFORMANCE	
Puncture resistance	■■■■■■■■■■
Driving comfort	■■■■■■■■■■
Self cleanout	■■■■■■■■■■
Sidewall protection	■■■■■■■■■■
Rim protection	■■■■■■■■■■

SOLIDEAL Xtra Wall

HIGH DURABILITY AND TRACTION

Off-Road On-Road



EXTRA SIDEWALL
Provides high side impact resistance
• 2X more rubber than standard SKS tires

PERFORMANCE	
Puncture resistance	■■■■■■■■■■
Driving comfort	■■■■■■■■■■
Self cleanout	■■■■■■■■■■
Sidewall protection	■■■■■■■■■■
Rim protection	■■■■■■■■■■

SOLIDEAL Gripper

STANDARD DUTY AND DURABILITY

Off-Road On-Road



STANDARD SIDEWALL
Provides good side impact resistance

PERFORMANCE	
Puncture resistance	■■■■■■■■■■
Driving comfort	■■■■■■■■■■
Self cleanout	■■■■■■■■■■
Sidewall protection	■■■■■■■■■■
Rim protection	■■■■■■■■■■

SOLIDEAL SolidAir SKS/SM

SOLID TIRE WITH PNEUMATIC COMFORT

Off-Road On-Road



FEA-VALIDATED APERTURE DESIGN
Optimized shock absorption
• Allows deformation under load while maintaining stability and support for a smoother ride

PERFORMANCE	
Puncture resistance	■■■■■■■■■■
Driving comfort	■■■■■■■■■■
Self cleanout	■■■■■■■■■■
Sidewall protection	■■■■■■■■■■
Rim protection	■■■■■■■■■■

SMOOTH: FULL RUBBER FOOTPRINT
Maximizes life and reduces chipping and chunking

SOLIDEAL Safetymaster SKS/SM

BEST DURABILITY AND IMPACT RESISTANCE

Off-Road On-Road



FULL SOLID CONSTRUCTION
Maximizes sidewall impact resistance

SMOOTH: FULL RUBBER FOOTPRINT
Maximizes life and reduces chipping and chunking

PERFORMANCE	
Puncture resistance	■■■■■■■■■■
Driving comfort	■■■■■■■■■■
Self cleanout	■■■■■■■■■■
Sidewall protection	■■■■■■■■■■
Rim protection	■■■■■■■■■■

BACKHOE LOADER

WHEEL EXCAVATOR



SOLIDEAL SL (R4)

EXTREME DURABILITY

Off-Road On-Road

HEAVY-DUTY CARCASS

Improves side impact resistance and stone drilling

MAXIMUM LUG-TO-VOID RATIO

Increases life and stability

PERFORMANCE		
Puncture resistance		
Driving comfort		
Self cleanout		
Sidewall protection		
Rim protection		

RESISTANCE TO IMPACT

IMPACT TEST			
Solideal SL R4 new generation		900 Nm	
Competitor 1		800 Nm	
Competitor 2		575 Nm	
Competitor 3		425 Nm	

SOLIDEAL WL

HEAVY-DUTY FOR BEST PERFORMANCE

Off-Road On-Road

LARGER CASING

Provides 20% more durability and increases stability



SOLIDEAL WL / 20% more rubber
Competitor

PERFORMANCE		
Puncture resistance		
Driving comfort		
Self cleanout		
Sidewall protection		
Rim protection		

DEEP LUG DEPTH

Increases service life

ADVANCED RUBBER COMPOUND

Improves cut and chip resistance

SOLIDEAL SLA (R4)

BEST ON-ROAD DRIVABILITY

Off-Road On-Road



LOW VOID BETWEEN CENTRE TREAD

Minimizes vibration

HIGH ANGLE TREAD

Improves ride quality and promotes even wear

PERFORMANCE		
Puncture resistance		
Driving comfort		
Self cleanout		
Sidewall protection		
Rim protection		

Vibration level at radial load 1540 kg

15 km/h (9.32 mph)

30 km/h (18.64 mph)

Solideal SLA R4		
Competitor		

SOLIDEAL WEX

HIGH DURABILITY AND BALANCED PERFORMANCE

Off-Road On-Road

DEEP LUG DEPTH

Increases service life

ADVANCED RUBBER COMPOUND

Improves cut and chip resistance

PERFORMANCE		
Puncture resistance		
Driving comfort		
Self cleanout		
Sidewall protection		
Rim protection		

SOLIDEAL MR (F3)

ALL-PURPOSE

- Good flotation
- Great stability
- Good steerability

SOLIDEAL 4L (R1)

STANDARD DUTY OFF-ROAD

- Optimal traction
- Excellent self-cleanout
- Superb driving on hard surfaces

SOLIDEAL Hauler LT

IDEAL FOR INDUSTRIAL APPLICATIONS

- Excellent on-road pneumatic option
- Maneuverability and driving comfort

SOLIDEAL Hauler HATR

RAILROAD APPLICATIONS

- Smooth surface goes on rail and provides maximum impact resistance
- Tread section provides traction for off-rail mobility

SOLID Tires

SOLIDEAL HT Bagger

IDEAL FOR SCRAP YARDS

- Solid tire, fully puncture free
- Aggressive tread design

WHEEL LOADER / ARTICULATED DUMP TRUCK / MOTOR GRADER



SOLIDEAL LM (E3/L3/G3)

ON- / OFF-ROAD PERFORMANCE



REINFORCED CENTER LUG

Better wear and improves self-cleanout



REINFORCED TAPERED TREAD

Provides even wear and extended life

Off-Road

On-Road

PERFORMANCE	Puncture resistance	
	Driving comfort	
	Self cleanout	
	Sidewall protection	
	Rim protection	

SOLIDEAL LM (L2/G2)

EXCELLENT TRACTION AND WEAR RESISTANCE



STEPPED REINFORCED LUG

Improves flotation in soft / loose soil

- Very good self-cleanout

Off-Road

On-Road

PERFORMANCE	Puncture resistance	
	Driving comfort	
	Self cleanout	
	Sidewall protection	
	Rim protection	

SOLIDEAL SL (G2)

OPTIMAL TRACTION FOR MOTOR GRADER



STEP-DOWN TREAD DESIGN

Improves traction and stone ejection

SUPERIOR RESPONSIVE SIDEWALL

Increases driving comfort

Off-Road

On-Road

PERFORMANCE	Puncture resistance	
	Driving comfort	
	Self cleanout	
	Sidewall protection	
	Rim protection	

SOLIDEAL SKZ (E3/L3)

- Ideal for snow removal equipment
- Long life
- Available in 20.5 - 25

SOLIDEAL RM (E3/L3)

- Ideal for rock applications
- Large tread volume
- Wide footprint

RADIAL

The Solideal range of radial wheel loader and articulated dump truck tires are designed to be the toughest and most durable tires on the job site. Engineered with harsh working conditions and high duty cycles in mind, the Solideal radial range series will lower your cost of operation.

SOLIDEAL SRGP (E3/L3)

EXCELLENT PERFORMANCE AND RELIABILITY

Off-Road

On-Road

HEAVY-DUTY CARCASS



Great retreadability

OPTIMIZED TREAD DESIGN

Provides high durability

- Excellent even wear and tread persistence from beginning of service to end

PERFORMANCE	Puncture resistance	
	Driving comfort	
	Self cleanout	
	Sidewall protection	
	Rim protection	



FULL SURFACE TREAD FOOTPRINT

Ensures extremely low vibration

- Excellent stability and traction

IDEAL FOR ADT

SOLIDEAL SRAT (E3/L3)

- Low heat build-up
- Designed for long-run applications

SOLIDEAL SRLD (L5)

- Extreme cut resistance
- Very good traction on and off the road
- Good in very abrasive conditions

SOLIDEAL SRLS (L5)

- Extreme cut resistance
- Ideal for scrap yards and hard rocky surfaces

COMPACTOR



TRUCK MOUNTED FORKLIFT



SOLIDEAL SM (C1)

EXCELLENT PERFORMANCE

Off-Road On-Road



SMOOTH, FLAT AND WIDE PROFILE
Provides even and constant ground pressure

RUBBER COMPOUND
Improves longevity and durability

PERFORMANCE	
Puncture resistance	■ ■ ■ ■ ■ ■ ■ ■ ■ ■
Driving comfort	■ ■ ■ ■ ■ ■ ■ ■ ■ ■
Self cleanout	■ ■ ■ ■ ■ ■ ■ ■ ■ ■
Sidewall protection	■ ■ ■ ■ ■ ■ ■ ■ ■ ■
Rim protection	■ ■ ■ ■ ■ ■ ■ ■ ■ ■

SOLIDEAL SKS (R1)

HIGH TRACTION AND DURABILITY

Off-Road On-Road



UNIQUE R1 TREAD PATTERN
Provides outstanding traction and flotation

EXTRA DEEP TREAD WITH STEP-DOWN DESIGN
Increases durability for extended service life

PERFORMANCE	
Puncture resistance	■ ■ ■ ■ ■ ■ ■ ■ ■ ■
Driving comfort	■ ■ ■ ■ ■ ■ ■ ■ ■ ■
Self cleanout	■ ■ ■ ■ ■ ■ ■ ■ ■ ■
Sidewall protection	■ ■ ■ ■ ■ ■ ■ ■ ■ ■
Rim protection	■ ■ ■ ■ ■ ■ ■ ■ ■ ■

MINI-DUMPER



WHEELS

SOLIDEAL 4L (I3)

EXCELLENT ON-ROAD PERFORMANCE

Off-Road On-Road



LOW VOID BETWEEN CENTER TREAD
Minimizes vibration
• Great stability and driving comfort
• Superior puncture resistance
• Superb driving on hard surface

PERFORMANCE	
Puncture resistance	■ ■ ■ ■ ■ ■ ■ ■ ■ ■
Driving comfort	■ ■ ■ ■ ■ ■ ■ ■ ■ ■
Self cleanout	■ ■ ■ ■ ■ ■ ■ ■ ■ ■
Sidewall protection	■ ■ ■ ■ ■ ■ ■ ■ ■ ■
Rim protection	■ ■ ■ ■ ■ ■ ■ ■ ■ ■

SOLIDEAL 4L (R1)

OPTIMAL TRACTION

Off-Road On-Road



0 - 90% PROGRESSIVE TREAD ANGLE CURVE
Maximizes traction in off-road applications
• Excellent self-cleanout

PERFORMANCE	
Puncture resistance	■ ■ ■ ■ ■ ■ ■ ■ ■ ■
Driving comfort	■ ■ ■ ■ ■ ■ ■ ■ ■ ■
Self cleanout	■ ■ ■ ■ ■ ■ ■ ■ ■ ■
Sidewall protection	■ ■ ■ ■ ■ ■ ■ ■ ■ ■
Rim protection	■ ■ ■ ■ ■ ■ ■ ■ ■ ■

Multipiece Tubeless

- ✓ Heavy-duty construction
- ✓ Available in a full range of sizes for pneumatic and solid tires



COMPLETE LINE OVERVIEW



SKID STEER LOADER



Hauler SKS

Hauler SKZ

Hauler XD44

Xtra Wall

Gripper

SolidAir SKS/SM

Safetymaster SKS/SM

BACKHOE LOADER



SL (R4)

SLA (R4)

MIR (F3)

4L (R1)

WHEEL EXCAVATOR



Hauler WL

WEX

Hauler HATR

Hauler LT

HT Bagger

TELEHANDLER / COMPACT WHEEL LOADER



SolidAir TLH

SL (G3 & G2)

TH2

4L (R1)

TM (R4)

4L (I3)

WHEEL LOADER / ARTICULATED DUMP TRUCK / MOTOR GRADER



LM (E3/L3/G3)

LM (L2/G2)

SL (G2)

SKZ (E3/L3)

RM (E3/L3)

RADIAL

SRGP (E3/L3)

SRAT (E3/L3)

SRLD (L5)

SRLS (L5)

COMPACTOR



SM (C1)

MINI-DUMPER



4L (I3)

4L (R1)

TRUCK MOUNTED FORKLIFT



SKS (R1)

WHEELS



Multipiece & Tubeless wheels

LOCS **Lowest Operating Cost Solution**

We drive costs down with better performing products

DURABILITY = Longer service life

SOLIDEAL

Competitor

RELIABILITY = Less downtime and lower replacement costs



SOLIDEAL



Competitor

HI-PERFORMANCE = More productivity

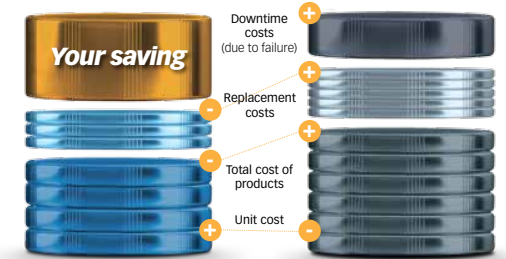


SOLIDEAL

Competitor

TOTAL COST OF OWNERSHIP

(over effective operational life of machine)



SOLIDEAL

COMPETITOR

Solideal reduces your total cost of ownership

CONSTRUCTION TRACKS

Discover our complete line of high-performance and durable Camoplast tracks.



Mini-Excavator



Compact / Multi-Track Loader



Over-the-tire Track for Skid Steer Loader

